



GET TO KNOW YOUR

TRANSFERS

The data was obtained by the National Student Clearinghouse.
The figures below present the results for our BCC students
over the past 10 years.

FINDINGS

26,791

Students who successfully registered in and passed a class with a C or better at BCC between Fall 2009 and Fall 2019. *100% match with NSCH.



Out of 26,791 BCC students matched in the NSCH database...

Graduated anywhere 45.01%

**Graduated anywhere with any award including certificates.*


Attended a 4 year institution 50.64%

**After taking at least 1 class with a passing grade of C or better.*

Earned a 4 year degree or higher 29.52%

** These numbers reflect student count*

Students who earned an AA/AS/ADT from BCC from Fall 2009 to Fall 2019 and transferred



4,052

AA/AS/ADT were awarded


* Student count 3,542

Top 5 majors at BCC:



36%

Earned a degree in Social Science



12%

Earned a degree in Humanities



6%

Earned a degree in Admin of Justice



6%

Earned a degree in Management



5%

Earned a degree in Business

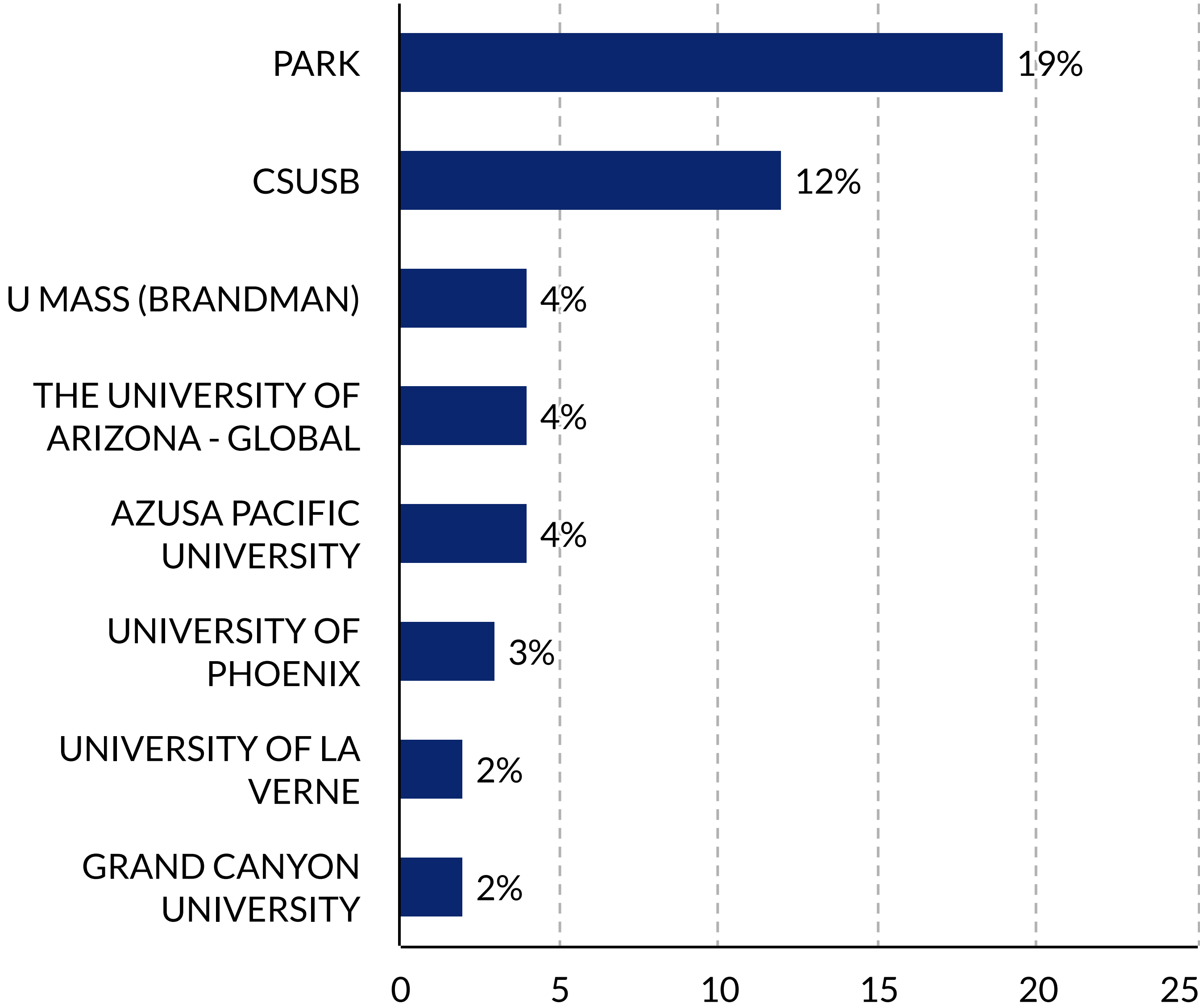


60%

students graduated from BCC and transferred to a 4 year institution

* Student count 2,123

Out of 3,542 students who earned an Associates degree at BCC, 960 also earned a Bachelors degree at a 4 year institution..



This number is reflective of the students who graduated from BCC and does not include students that attended BCC and possibly obtained their GE's and transferred to 4 year institutions.

Future study planned on transfer-ready students

Top 5 majors that BCC graduates earned at their transfer institution:




10%
Earned a degree
in Social
Psychology

* Award count 92



10%
Earned a degree
in Psychology

* Award count 86




8%
Earned a degree
in Business
Admin

* Award count 77




6%
Earned a degree in
Management

* Award count 53




5%
Earned a degree
in Criminal
Justice

* Award count 47




Fun Facts about our BCC & Transfer Graduates



BA/BS

933


Baccalaureate awards were earned by BCC transfer students.



MA/MS

163

Master level degrees were awarded to our BCC transfer students.



Doctoral

2

Doctoral degrees were awarded to our BCC transfer students.



* These numbers reflect award count; 1 student could have obtained multiple degrees.

Highlights

- 26,791 students registered in and passed with a grade of “C” or better at BCC between Fall 2009 and Fall 2019
 - 45% received an award including certificates from any institution (n=12,059)
 - 51% attended a 4-year institution (n=13,569)
 - 30% earned a 4-year degree (n=7,908)
 - 58% of the 51% who attended a 4-year institution earned a 4-year degree
 - 13% received an Associates degree at BCC (n=3,542)
 - 60% of those BCC grads transferred to a 4-year (n=2,123)
 - 45% of those BCC grads that transferred to a 4-year earned a 4-year degree (n=960)



Top Majors

Top 5 majors for BCC Associate Degrees

- Social Science
- Humanities
- Administration of Justice
- Management
- Business

Top 5 majors for 4-year Degrees for BCC Associate Degree Grads

- Social Psychology
- Psychology
- Business Administration
- Management
- Criminal Justice







Top 8 Transfer Institutions for BCC Associate Degree Grads

- Park University (19%)
- California State University, San Bernardino (12%)
- University of Arizona – Global (4%)
- University of Massachusetts (Brandman) – Global (4%)
- Azusa Pacific University (4%)
- University of Phoenix (3%)
- University of La Verne (2%)
- Grand Canyon University (2%)






- **Non-grads**
 - **Transfer-ready (60+ units, Passed Transfer-Level Math & English, GPA 2.0+)**
 - How many
 - How many transferred
 - How many earned a 4-year award
 - Where did they go
 - What majors
 - **Non-transfer ready**
 - How many
 - How many transferred
 - How many earned a 4-year award
 - Where did they go
 - What majors
 - **Stop-outs**
 - How many did not graduate with BCC and did not go anywhere after leaving BCC





- Add student attributes
 - Fort Students
 - Demographic Information
- Create Public Tableau Dashboard





**Data Compiled and Analyzed by:
the Office of Institutional Research**