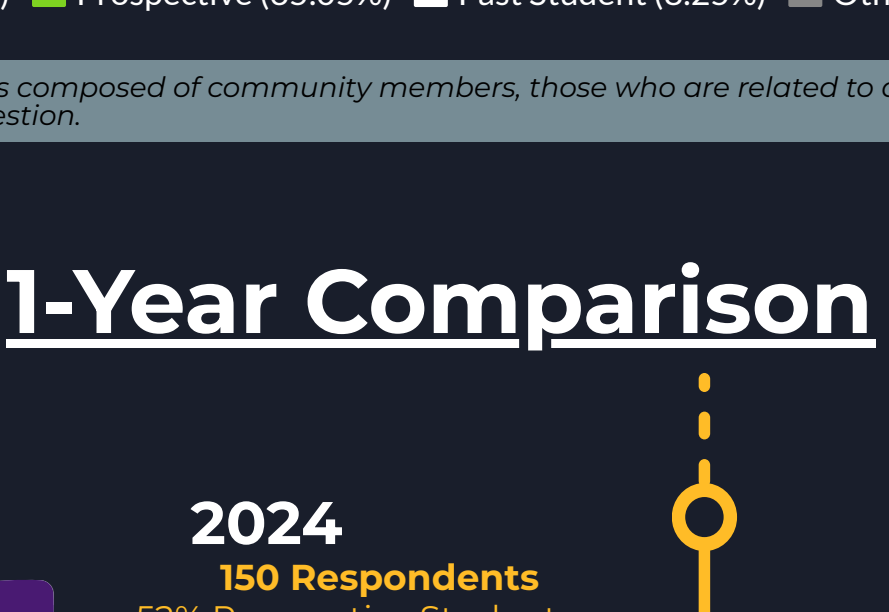


Survey Results

Open House 2025

Barstow Community College held it's 2nd Annual Open House on April 9, 2025 from 4 p.m. to 7 p.m. This is the second version of this survey that has been utilized to collect information from current, past, and prospective students about scheduling preferences and program of study interests to help inform decision making processes for the next academic year's scheduling and course offerings.

Relationship to BCC



*The "Other" category is composed of community members, those who are related to a student, or those who did not answer this question.

1-Year Comparison

2024

150 Respondents

52% Prospective Students
29% Current Students
11% Past students/Alumni
8% Other*

Age of Respondents

13% 19-29 year olds
28% 30-49 year olds

2025

97 Respondents

35% Prospective Students
53% Current Students
8% Past Students/Alumni
4% Other*

Age of Respondents


28% 19-29 year olds
16% 30-49 year olds

*Other is composed of those that indicated that they were related to BCC in another way, such as a community member or related to a student

Service Area



2024



2025

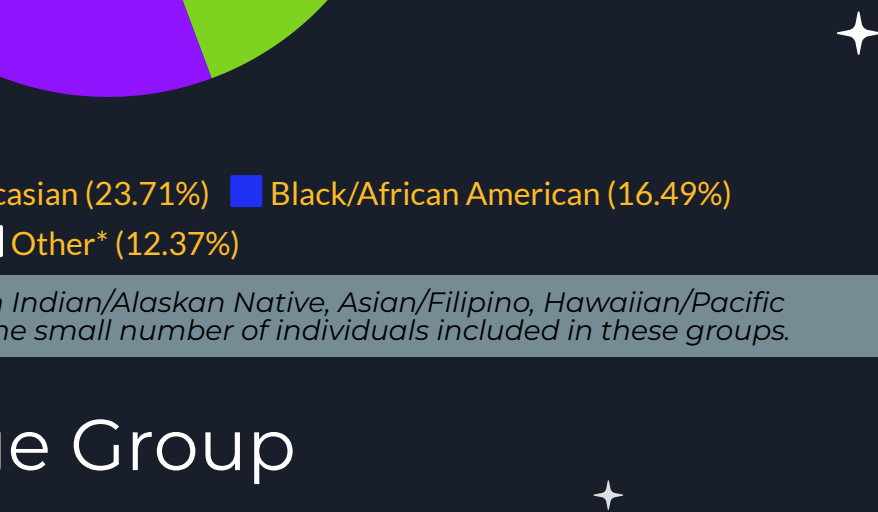
Barstow (65.29%) Baker (15.7%) Hinkley (0.83%) Barstow (74.23%) Baker (11.34%) Hinkley (2.06%)
Newberry Springs (2.48%) Yermo (2.48%) Newberry Springs (3.09%) Yermo (3.09%) Ft. Irwin (1.03%)
Not BCC Service Area (5.79%) Unknown/Unreported (7.44%) Not BCC Service Area (4.12%) Unknown/Unreported (1.03%)

Demographics

Gender

62% Female

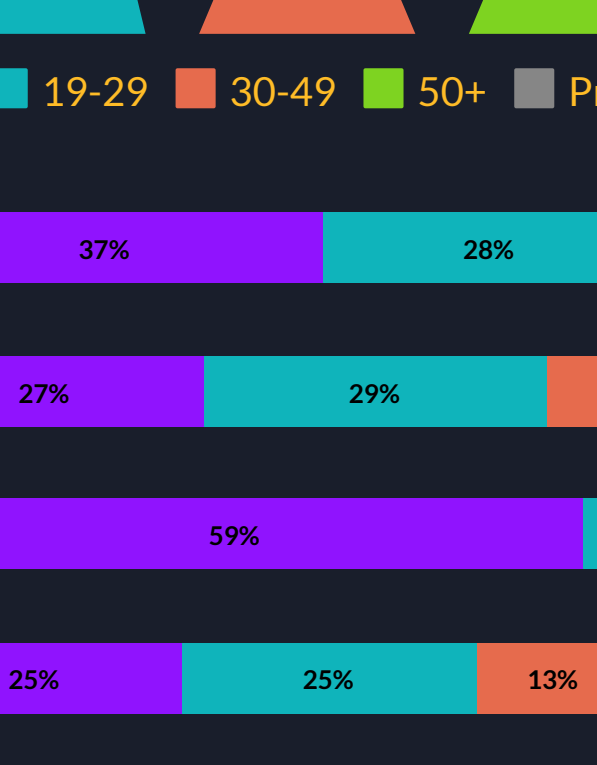
33% Male
3% Non-Binary*
2% Unknown/Unreported*



■ Females ■ Males ■ Other*

*The "Other" category is composed of both Non-Binary and Unknown/Unreported due to the small number of individuals included in these groups.

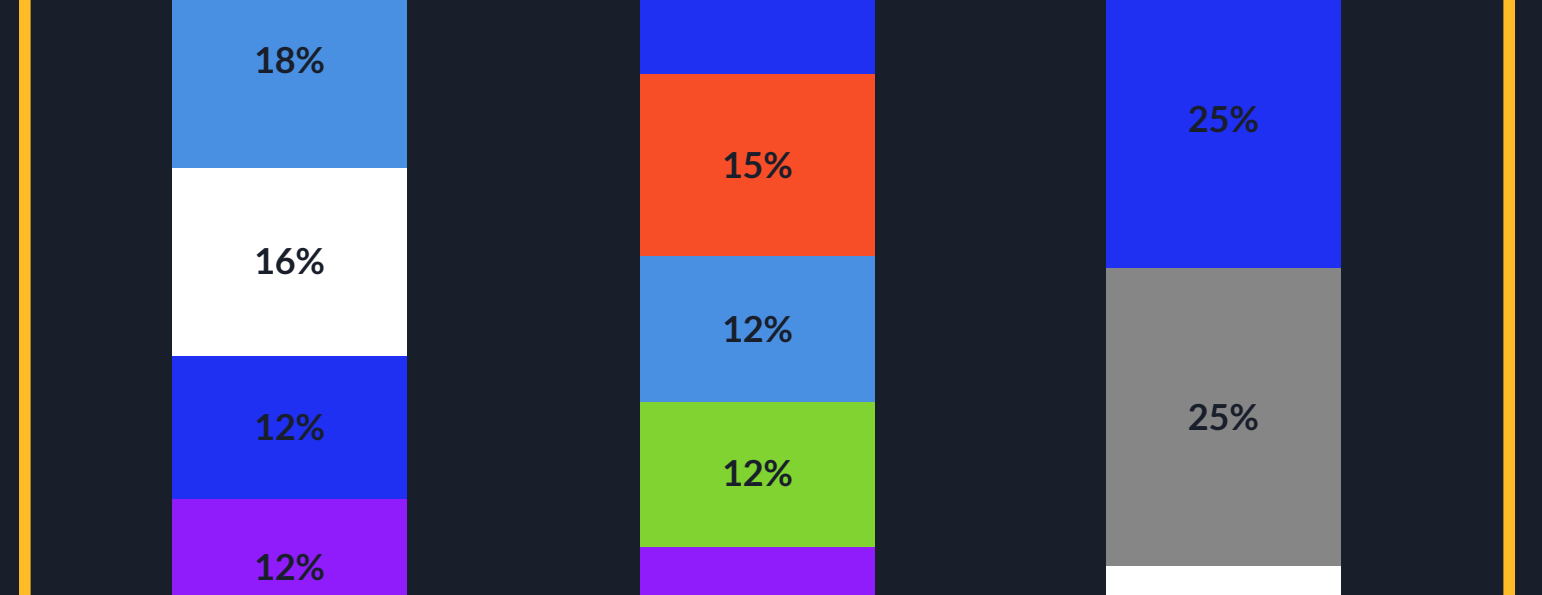
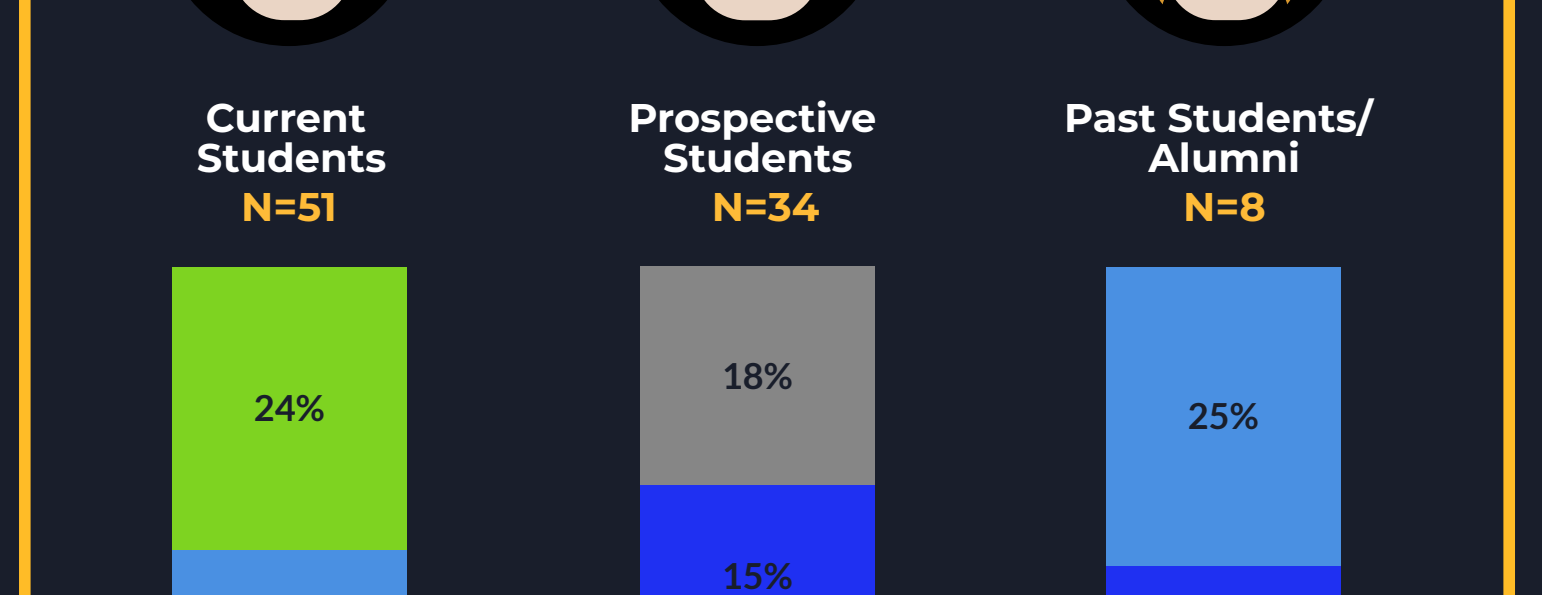
Ethnicity



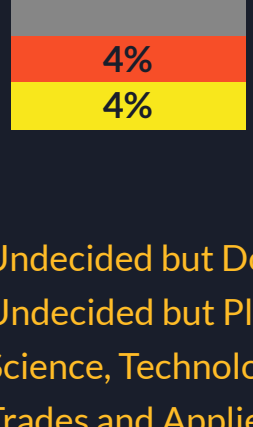
Hispanic (44.33%) White/Caucasian (23.71%) Black/African American (16.49%)
Unknown/Unreported (3.09%) Other* (12.37%)

*The "Other" category is composed of American Indian/Alaskan Native, Asian/Filipino, Hawaiian/Pacific Islander and Multi-ethnic respondents due to the small number of individuals included in these groups.

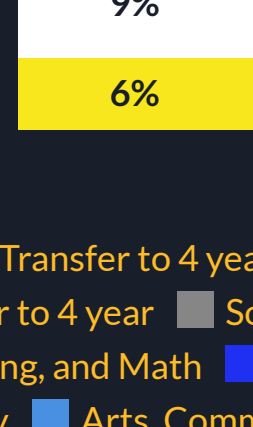
Age Group




Program of Study



Current Students
N=51



Prospective Students
N=34




Past Students/ Alumni
N=8



■ Undecided but Do Not Plan to Transfer to 4 year ■ Undecided but Plan to Transfer to 4 year ■ Social and Behavioral Sciences
■ Science, Technology, Engineering, and Math ■ Business and Entrepreneurship
■ Trades and Applied Technology ■ Arts, Communication, and Humanities
■ Public Service and Education

*Community members/those who indicated being related to a student either did not respond to this question or indicated an interest in Arts, Communication, and Humanities, or Undecided without the intent to transfer. 3% of Prospective Students did not respond this question.

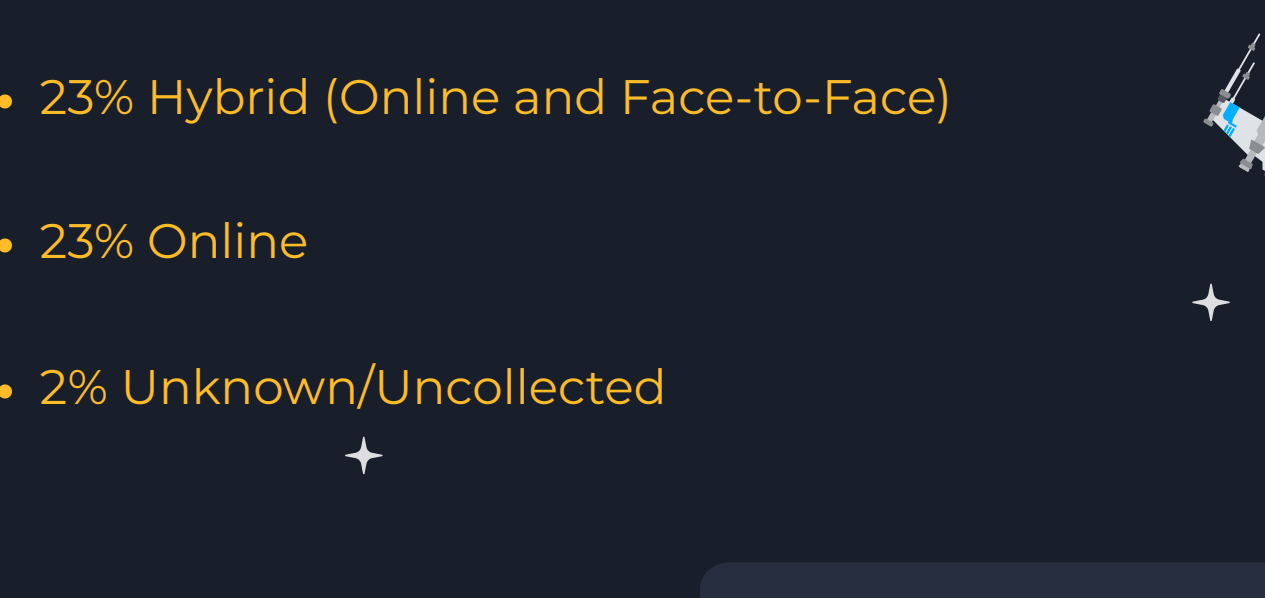
Area of Residence



• BCC Service Area includes areas of Baker, Barstow, Fort Irwin, Hinkley, Newberry Springs, and Yermo.

• Other includes areas of Apple Valley, Las Vegas and Del Sur

Preferred Method of Instruction

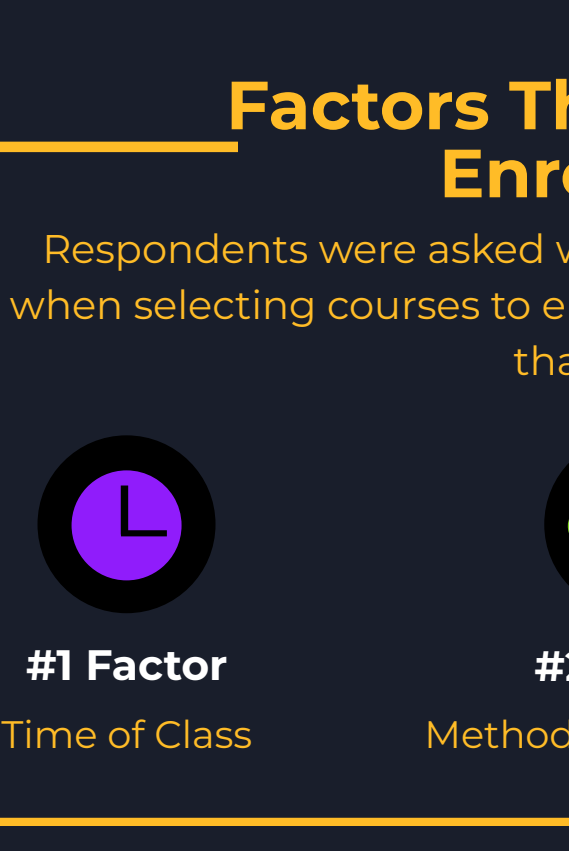


• 53% In-Person/Face-to-Face

• 23% Hybrid (Online and Face-to-Face)

• 23% Online

• 2% Unknown/Uncollected



Enrolled for
Fall 2025

**74%
Yes**

Current and Prospective BCC Students (n=85)

Factors That Influence Enrollment

Respondents were asked which factors are most important when selecting courses to enroll in with the option to check all that applied.



#1 Factor
Time of Class



#2 Factor
Method of Instruction



#3 Factor
Instructor



*The "Other" category is composed of open ended responses in which students indicated factors such as counselors, participation, and not needing internet as influential in deciding to enroll in courses.