


FY2026 - FY2030 FIVE YEAR CAPITAL OUTLAY PLAN
(FY2026 - 2027) FIRST YEAR FUNDING

Barstow Community College District

Prepared in reference to the Community College Construction Act of 1980
and
approved on behalf of the local governing board for submission to
the office of the Chancellor, California Community Colleges

Signed  _____
Dr. Eva Bagg
(Chief Executive Officer or their designee)
Title _____ Superintendent / President
Date _____ 06/19/2024
Contact _____ Deedee Garcia V.P. of Admin Services
Telephone _____ 760-252-7673

Date Received at Chancellor's Office:

Chancellor's Office Reviewed by:

Notice of Approval

District Report for Barstow Community College District (910)

FUSION

Inventory of Land

Planning

Barstow Community College District (910)

List the address and acreage of every land unit owned by the district (Education Code 81821 ((b)3)). Please identify all locations, both on-campus and off-campus, grouped according to their "parent" institution. In the event the list is long or complicated, please substitute copies of college bulletins or other notices to the public which display similar information. The list should be current as of October the prior year.

Address	Acres
Barstow College 2700 Barstow Road Barstow, CA 92311	160
Total Acreage:	160

Legislative Districts

Campus	Assembly	Senate	House
Barstow College	34	12	23

FUSION

Instructional Delivery Load

Planning

Barstow Community College District (910)

Address

Ft. Irwin CNTC

Attn: AFSJ-CPH-E

Ft. Irwin, CA 92310

FUSION

District Projects Priority Order (2024-2030)

Planning

Barstow Community College District (910)

No. Project		Schedule of Funds							
Campus	Source	Total Cost	2024-25	2025-26	2026-27	2027-28	2028-29	2029-30	2030-31
1 Hydronic Loop and Water Infrastructure									
Barstow College									
Occupancy: 2024-25	STATE:	\$9,788,000							
Net ASF: 0	DISTRICT:	\$0							
2 Career Technology Center Modular									
Barstow College									
Occupancy: 2022-23	STATE:	\$0							
Net ASF: 5,400	DISTRICT:	\$3,195,320							
3 Welcome Center									
Barstow College									
Occupancy: 2027-28	STATE:	\$13,359,373		Phases P,W \$902,713	Phase C \$12,456,660	Phase E \$0			
Net ASF: 0	DISTRICT:	\$0		\$0	\$0	\$0			
4 Student Resource Center									
Barstow College									
Occupancy: 2028-29	STATE:	\$2,777,722		Phases P,W \$188,598		Phases C,E \$2,589,124			
Net ASF: 0	DISTRICT:	\$0		\$0		\$0			
5 New Classroom building									
Barstow College									
Occupancy: 2030-31	STATE:	\$6,969,672				Phases P,W \$463,069	Phases C,E \$6,506,603		
Net ASF: 0	DISTRICT:	\$6,833,385				\$463,069	\$6,370,316		
6 Child Development Center									
Barstow College									
Occupancy: 2032-33	STATE:	\$6,412,824					Phase P \$246,602	Phase W \$179,739	
Net ASF: 0	DISTRICT:	\$0					\$0	\$0	
7 Student Union									
Barstow College									
Occupancy: 2033-34	STATE:	\$12,008,224					Phases P,W \$0		
Net ASF: 254	DISTRICT:	\$0					\$0		
GRAND TOTALS			2024-25	2025-26	2026-27	2027-28	2028-29	2029-30	2030-31
	STATE:	\$51,315,815	\$0	\$1,091,311	\$12,456,660	\$3,052,193	\$0	\$6,753,205	\$179,739
	DISTRICT:	\$10,028,705	\$0	\$0	\$0	\$463,069	\$0	\$6,370,316	\$0

FUSION

District Capacity/Load Ratios

Planning

Barstow Community College District (910)

District Lecture Capacity/Load Ratio

No.	Project	Lect ASF	WSCH	Occupancy	2025-26	2026-27	2027-28	2028-29	2029-30	2030-31	2031-32
5	New Classroom building										
		-1,751	-2,775	2030-31						16,192	
	Barstow College									399%	
6	Child Development Center										
		0	0	2032-33							
	Barstow College										
7	Student Union										
		0	0	2033-34							
	Barstow College										
Lecture Summary / Totals					2025-26	2026-27	2027-28	2028-29	2029-30	2030-31	2031-32
	Lecture ASF	Actual*/Projected WSCH			3,861	3,909	3,958	4,007	4,056	4,054	4,052
	11,968	Cumulative Capacity			18,967	18,967	18,967	18,967	18,967	18,967	16,192
		Capacity/Load Ratio			491%	485%	479%	473%	468%	468%	400%

FUSION

District Capacity/Load Ratios

Planning

Barstow Community College District (910)

District Lab Capacity/Load Ratio

No.	Project	Lab ASF	WSCH	Occupancy	2025-26	2026-27	2027-28	2028-29	2029-30	2030-31	2031-32
2	Career Technology Center Modular										
		4,320	1,122	2022-23							
	Barstow College										
3	Welcome Center										
		0	0	2027-28			10,245				
	Barstow College						571%				
4	Student Resource Center										
		0	0	2028-29				10,245			
	Barstow College							564%			
5	New Classroom building										
		-16	-11	2030-31						10,234	
	Barstow College									557%	
6	Child Development Center										
		0	0	2032-33							
	Barstow College										
7	Student Union										
		0	0	2033-34							
	Barstow College										
Lab Summary / Totals					2025-26	2026-27	2027-28	2028-29	2029-30	2030-31	2031-32
	Lab ASF	Actual*/Projected WSCH			1,749	1,771	1,794	1,816	1,838	1,837	1,836
	26,037	Cumulative Capacity			10,245	10,245	10,245	10,245	10,245	10,245	10,234
		Capacity/Load Ratio			586%	578%	571%	564%	557%	558%	557%

FUSION

District Capacity/Load Ratios

Planning

Barstow Community College District (910)

District AV/TV Capacity/Load Ratio

No. Project		AV/TV ASF	Occupancy	2025-26	2026-27	2027-28	2028-29	2029-30	2030-31	2031-32
3 Welcome Center										
		0	2027-28			673				
Barstow College						9%				
5 New Classroom building										
		1,000	2030-31						1,673	
Barstow College									22%	
AV/TV Summary / Totals				2025-26	2026-27	2027-28	2028-29	2029-30	2030-31	2031-32
AV/TV ASF	Actual*/Projected ASF			7,624	7,624	7,621	7,619	7,616	7,615	7,615
673	Cumulative Capacity			673	673	673	673	673	673	1,673
	Capacity/Load Ratio			9%	9%	9%	9%	9%	9%	22%

FUSION

Load Distribution & Staff Forecast

Planning

Barstow Community College District (910)

District Load Distribution

	Instructional Staff FTE	Total Campus WSCH	Off-Campus WSCH	On-Campus WSCH	P.E. Laboratory WSCH	On-Campus Lecture WSCH	On-Campus Laboratory
Actual Fall							
2022	183	34,133	341	33,792	676	25,006	8,110
2023	189	34,583	22,825	11,758	470	8,348	2,940
Forecast							
2024	196	35,033	29,077	5,956	417	3,812	1,727
2025	203	35,483	29,451	6,032	422	3,861	1,749
2026	203	35,932	29,824	6,108	428	3,909	1,771
2027	203	36,381	30,196	6,185	433	3,958	1,794
2028	203	36,830	30,569	6,261	438	4,007	1,816
2029	203	37,278	30,941	6,337	444	4,056	1,838
2030	203	37,262	30,927	6,335	443	4,054	1,837

FUSION

Load Distribution & Staff Forecast

Planning

Barstow Community College District (910)

Instructional Load by Campus

WSCH Distributed to Campuses or Other Locations

	Actual Fall			Forecast						
	2021	2022	2023	2024	2025	2026	2027	2028	2029	2030
Barstow College	28,137	34,133	34,583	35,033	35,483	35,932	36,381	36,830	37,278	37,262
Total	28,137	34,133	34,583	35,033	35,483	35,932	36,381	36,830	37,278	37,262

FUSION

Load Distribution & Staff Forecast

Planning

Barstow Community College District (910)

Total District Library Load

(a)	Total Day-Graded (b)	Number of Campuses (c)	Initial ASF (3,795/Camp) (d)	First 3,000 Day Graded (3.83/DG) (e)	Between 3k - 9k (3.39/DG) (f)	Above 9,000 (2.94/DG) (g)	Total ASF (d+e+f+g)
Forecast							
2024	2,631	1	3,795	10,077	0	0	13,872
2025	2,749	1	3,795	10,529	0	0	14,324
2026	2,749	1	3,795	10,529	0	0	14,324
2027	2,747	1	3,795	10,521	0	0	14,316
2028	2,746	1	3,795	10,517	0	0	14,312
2029	2,744	1	3,795	10,510	0	0	14,305
2030	2,743	1	3,795	10,506	0	0	14,301

FUSION

Load Distribution & Staff Forecast

Planning

Library Load by Campus or Location

	Forecast						
	2024	2025	2026	2027	2028	2029	2030
Barstow College	13,872	14,324	14,324	14,316	14,312	14,305	14,301
	100%	100%	100%	100%	100%	100%	100%
Total	13,872	14,324	14,324	14,316	14,312	14,305	14,301

FUSION

Load Distribution & Staff Forecast

Planning

Barstow Community College District (910)

Total District AV, Radio, TV Load

(a)	Total Day-Graded (b)	Number of Campuses (c)	Initial ASF (3,500/Camp) (d)	First 3,000 Day Graded (1.50/DG) (e)	Between 3k - 9k (0.75/DG) (f)	Above 9,000 (0.25/DG) (g)	Total ASF (d+e+f+g)
Projected							
2024	2,631	1	3,500	3,947	0	0	7,447
2025	2,749	1	3,500	4,124	0	0	7,624
2026	2,749	1	3,500	4,124	0	0	7,624
2027	2,747	1	3,500	4,121	0	0	7,621
2028	2,746	1	3,500	4,119	0	0	7,619
2029	2,744	1	3,500	4,116	0	0	7,616
2030	2,743	1	3,500	4,115	0	0	7,615

FUSION

Load Distribution & Staff Forecast

Planning

AV, Radio, TV Load by Campus or Location

	Forecast						
	2024	2025	2026	2027	2028	2029	2030
Barstow College	7,447	7,624	7,624	7,621	7,619	7,616	7,615
	100%	100%	100%	100%	100%	100%	100%
Total	7,447	7,624	7,624	7,621	7,619	7,616	7,615

Campus Reports for Barstow College (911)

FUSION

Campus Capacity/Load Ratios

Planning

Barstow Community College District (910)

Barstow College (911)

Campus Lecture Capacity/Load Ratio

No. Project	Lect ASF	WSCH	Occupancy	2025-26	2026-27	2027-28	2028-29	2029-30	2030-31	2031-32
5 New Classroom building										
	-1,751	-2,775	2030-31						16,192	
Barstow College									399%	
6 Child Development Center										
	0	0	2032-33							
Barstow College										
7 Student Union										
	0	0	2033-34							
Barstow College										
Lecture Summary / Totals				2025-26	2026-27	2027-28	2028-29	2029-30	2030-31	2031-32
Lecture ASF	Actual*/Projected WSCH			3,861	3,909	3,958	4,007	4,056	4,054	4,052
11,968	Cumulative Capacity			18,967	18,967	18,967	18,967	18,967	18,967	16,192
	Capacity/Load Ratio			491%	485%	479%	473%	468%	468%	400%

FUSION

Campus Capacity/Load Ratios

Planning

Barstow Community College District (910)

Barstow College (911)

Campus Lab Capacity/Load Ratio

No.	Project	Lab ASF	WSCH	Occupancy	2025-26	2026-27	2027-28	2028-29	2029-30	2030-31	2031-32
2	Career Technology Center Modular										
		4,320	1,122	2022-23							
	Barstow College										
3	Welcome Center										
		0	0	2027-28			10,245				
	Barstow College						571%				
4	Student Resource Center										
		0	0	2028-29				10,245			
	Barstow College						564%				
5	New Classroom building										
		-16	-11	2030-31						10,234	
	Barstow College									557%	
6	Child Development Center										
		0	0	2032-33							
	Barstow College										
7	Student Union										
		0	0	2033-34							
	Barstow College										
Lab Summary / Totals					2025-26	2026-27	2027-28	2028-29	2029-30	2030-31	2031-32
	Lab ASF	Actual*/Projected WSCH			1,749	1,771	1,794	1,816	1,838	1,837	1,836
	26,037	Cumulative Capacity			10,245	10,245	10,245	10,245	10,245	10,245	10,234
		Capacity/Load Ratio			586%	578%	571%	564%	557%	558%	557%

FUSION

Campus Capacity/Load Ratios

Planning

Barstow Community College District (910)

Barstow College (911)

Campus AV/TV Capacity/Load Ratio

No. Project	AV/TV ASF	Occupancy	2025-26	2026-27	2027-28	2028-29	2029-30	2030-31	2031-32
3 Welcome Center									
	0	2027-28			673				
Barstow College					9%				
5 New Classroom building									
	1,000	2030-31						1,673	
Barstow College						22%			
AV/TV Summary / Totals			2025-26	2026-27	2027-28	2028-29	2029-30	2030-31	2031-32
AV/TV ASF	Actual*/Projected ASF		7,624	7,624	7,621	7,619	7,616	7,615	7,615
673	Cumulative Capacity		673	673	673	673	673	673	1,673
	Capacity/Load Ratio		9%	9%	9%	9%	9%	9%	22%

FUSION

Load Distribution & Staff Forecast

Planning

Barstow Community College District (910)

Barstow College (911)

Campus Load Distribution

	Instructional Staff FTE	Total Campus WSCH	Off-Campus WSCH	On-Campus WSCH	P.E. Laboratory WSCH	On-Campus Lecture WSCH	On-Campus Laboratory
Actual Fall							
2022	183	34,133	341	33,792	676	25,006	8,110
2023	189	34,583	22,825	11,758	470	8,348	2,940
Forecast							
2024	196	35,033	29,077	5,956	417	3,812	1,727
2025	203	35,483	29,451	6,032	422	3,861	1,749
2026	203	35,932	29,824	6,108	428	3,909	1,771
2027	203	36,381	30,196	6,185	433	3,958	1,794
2028	203	36,830	30,569	6,261	438	4,007	1,816
2029	203	37,278	30,941	6,337	444	4,056	1,838
2030	203	37,262	30,927	6,335	443	4,054	1,837

FUSION

Load Distribution & Staff Forecast

Planning

Barstow Community College District (910)

Barstow College (911)

FTE Instruction Staff Worksheet - Fall 2024

College Instructional Staff, Fall Term. Included are all certificated staff for day, extended day, and adult education except those whose office is located off-campus.

Staff Type (a)	Total Certificated Instructional and Statutory Staff FTE (b)	Non-Instructional Portion of FTE (c)	Net Total Instructional and Statutory Staff FTE (b-c)
Instructor	184	0	184
Counselor Include certified special program coordinators, economic opportunity program, coordinators, statutory and Title 5 required staff, et. al.	8	0	8
Department Administrator	4	0	4
Librarian Include certificated director of audio/visual, et. al.	4	4	0
Institutional Administrator Include certificated persons with responsibilities covering the entire institution, such as Superintendent, Assistant Superintendent, President, Dean of Instruction, Director of Data Processing, et. al.	3	3	0
Projected 2024 Totals	203	7	196

Column (b) is the total number of Column (a) distributed to categories

Column (c) is the fraction of time express as Full-Time Equivalentents devoted to noninstructional work.

Counselors, department administrators, and statutorily required staff are counted as if they had no noninstructional duties.

FUSION

Load Distribution & Staff Forecast

Planning

Barstow Community College District (910)

Barstow College (911)

FTE Instruction Staff Worksheet - Fall 2025

College Instructional Staff, Fall Term. Included are all certificated staff for day, extended day, and adult education except those whose office is located off-campus.

Staff Type (a)	Total Certificated Instructional and Statutory Staff FTE (b)	Non-Instructional Portion of FTE (c)	Net Total Instructional and Statutory Staff FTE (b-c)
Instructor	191	0	191
Counselor Include certified special program coordinators, economic opportunity program, coordinators, statutory and Title 5 required staff, et. al.	8	0	8
Department Administrator	4	0	4
Librarian Include certificated director of audio/visual, et. al.	4	4	0
Institutional Administrator Include certificated persons with responsibilities covering the entire institution, such as Superintendent, Assistant Superintendent, President, Dean of Instruction, Director of Data Processing, et. al.	3	3	0
Projected 2025 Totals	210	7	203

Column (b) is the total number of Column (a) distributed to categories

Column (c) is the fraction of time express as Full-Time Equivalentents devoted to noninstructional work.

Counselors, department administrators, and statutorily required staff are counted as if they had no noninstructional duties.

FUSION

Load Distribution & Staff Forecast

Planning

Barstow Community College District (910)

Barstow College (911)

FTE Instruction Staff Worksheet - Fall 2026

College Instructional Staff, Fall Term. Included are all certificated staff for day, extended day, and adult education except those whose office is located off-campus.

Staff Type (a)	Total Certificated Instructional and Statutory Staff FTE (b)	Non-Instructional Portion of FTE (c)	Net Total Instructional and Statutory Staff FTE (b-c)
Instructor	191	0	191
Counselor Include certified special program coordinators, economic opportunity program, coordinators, statutory and Title 5 required staff, et. al.	8	0	8
Department Administrator	4	0	4
Librarian Include certificated director of audio/visual, et. al.	4	4	0
Institutional Administrator Include certificated persons with responsibilities covering the entire institution, such as Superintendent, Assistant Superintendent, President, Dean of Instruction, Director of Data Processing, et. al.	3	3	0
Projected 2026 Totals	210	7	203

Column (b) is the total number of Column (a) distributed to categories

Column (c) is the fraction of time express as Full-Time Equivalentents devoted to noninstructional work.

Counselors, department administrators, and statutorily required staff are counted as if they had no noninstructional duties.

FUSION

Load Distribution & Staff Forecast

Planning

Barstow Community College District (910)

Barstow College (911)

FTE Instruction Staff Worksheet - Fall 2027

College Instructional Staff, Fall Term. Included are all certificated staff for day, extended day, and adult education except those whose office is located off-campus.

Staff Type (a)	Total Certificated Instructional and Statutory Staff FTE (b)	Non-Instructional Portion of FTE (c)	Net Total Instructional and Statutory Staff FTE (b-c)
Instructor	191	0	191
Counselor Include certified special program coordinators, economic opportunity program, coordinators, statutory and Title 5 required staff, et. al.	8	0	8
Department Administrator	4	0	4
Librarian Include certificated director of audio/visual, et. al.	4	4	0
Institutional Administrator Include certificated persons with responsibilities covering the entire institution, such as Superintendent, Assistant Superintendent, President, Dean of Instruction, Director of Data Processing, et. al.	3	3	0
Projected 2027 Totals	210	7	203

Column (b) is the total number of Column (a) distributed to categories

Column (c) is the fraction of time express as Full-Time Equivalentents devoted to noninstructional work.

Counselors, department administrators, and statutorily required staff are counted as if they had no noninstructional duties.

FUSION

Load Distribution & Staff Forecast

Planning

Barstow Community College District (910)

Barstow College (911)

FTE Instruction Staff Worksheet - Fall 2028

College Instructional Staff, Fall Term. Included are all certificated staff for day, extended day, and adult education except those whose office is located off-campus.

Staff Type (a)	Total Certificated Instructional and Statutory Staff FTE (b)	Non-Instructional Portion of FTE (c)	Net Total Instructional and Statutory Staff FTE (b-c)
Instructor	191	0	191
Counselor Include certified special program coordinators, economic opportunity program, coordinators, statutory and Title 5 required staff, et. al.	8	0	8
Department Administrator	4	0	4
Librarian Include certificated director of audio/visual, et. al.	4	4	0
Institutional Administrator Include certificated persons with responsibilities covering the entire institution, such as Superintendent, Assistant Superintendent, President, Dean of Instruction, Director of Data Processing, et. al.	3	3	0
Projected 2028 Totals	210	7	203

Column (b) is the total number of Column (a) distributed to categories

Column (c) is the fraction of time express as Full-Time Equivalentents devoted to noninstructional work.

Counselors, department administrators, and statutorily required staff are counted as if they had no noninstructional duties.

FUSION

Load Distribution & Staff Forecast

Planning

Barstow Community College District (910)

Barstow College (911)

FTE Instruction Staff Worksheet - Fall 2029

College Instructional Staff, Fall Term. Included are all certificated staff for day, extended day, and adult education except those whose office is located off-campus.

Staff Type (a)	Total Certificated Instructional and Statutory Staff FTE (b)	Non-Instructional Portion of FTE (c)	Net Total Instructional and Statutory Staff FTE (b-c)
Instructor	191	0	191
Counselor Include certified special program coordinators, economic opportunity program, coordinators, statutory and Title 5 required staff, et. al.	8	0	8
Department Administrator	4	0	4
Librarian Include certificated director of audio/visual, et. al.	4	4	0
Institutional Administrator Include certificated persons with responsibilities covering the entire institution, such as Superintendent, Assistant Superintendent, President, Dean of Instruction, Director of Data Processing, et. al.	3	3	0
Projected 2029 Totals	210	7	203

Column (b) is the total number of Column (a) distributed to categories

Column (c) is the fraction of time express as Full-Time Equivalentents devoted to noninstructional work.

Counselors, department administrators, and statutorily required staff are counted as if they had no noninstructional duties.

FUSION

Load Distribution & Staff Forecast

Planning

Barstow Community College District (910)

Barstow College (911)

FTE Instruction Staff Worksheet - Fall 2030

College Instructional Staff, Fall Term. Included are all certificated staff for day, extended day, and adult education except those whose office is located off-campus.

Staff Type (a)	Total Certificated Instructional and Statutory Staff FTE (b)	Non-Instructional Portion of FTE (c)	Net Total Instructional and Statutory Staff FTE (b-c)
Instructor	191	0	191
Counselor Include certified special program coordinators, economic opportunity program, coordinators, statutory and Title 5 required staff, et. al.	8	0	8
Department Administrator	4	0	4
Librarian Include certificated director of audio/visual, et. al.	4	4	0
Institutional Administrator Include certificated persons with responsibilities covering the entire institution, such as Superintendent, Assistant Superintendent, President, Dean of Instruction, Director of Data Processing, et. al.	3	3	0
Projected 2030 Totals	210	7	203

Column (b) is the total number of Column (a) distributed to categories

Column (c) is the fraction of time express as Full-Time Equivalentents devoted to noninstructional work.

Counselors, department administrators, and statutorily required staff are counted as if they had no noninstructional duties.

FUSION

Cumulative Sum of Existing & Proposed Space (2025-2031)

Planning

Barstow Community College District (910)
Barstow College (911)

Priority & Year of Occupancy (a)	Classroom 100's (b)	Laboratory 200's (c)	Office 300's (d)	Library 400's (e)	AV Radio TV 530-535 (f)	P.E. 520-525 (g)	Assembly 610 & 615 (h)	Inactive 050-070 (i)	All Other Areas (j)	Total ASF (k)
Total ASF	11,968	26,037	19,328	13,487	673	33,730	25,234	3,836	31,425	165,718
3	2027	Welcome Center								
	0	0	0	0	0	0	0	0	0	0
	11,968	26,037	19,328	13,487	673	33,730	25,234	3,836	31,425	165,718
4	2028	Student Resource Center								
	0	0	0	0	0	0	0	0	0	0
	11,968	26,037	19,328	13,487	673	33,730	25,234	3,836	31,425	165,718
5	2030	New Classroom building								
	-1,751	-16	387	-19	1,000	0	0	0	399	0
	10,217	26,021	19,715	13,468	1,673	33,730	25,234	3,836	31,824	165,718
Total Existing and Proposed Space										
	10,217	26,021	19,715	13,468	1,673	33,730	25,234	3,836	31,824	165,718

FUSION

Capacity of Net Existing On-Campus ASF

Planning

Barstow Community College District (910)

Barstow College (911)

Classrooms, Classroom Service (Room Use Code 100s)

Summary	Total Net ASF	ASF per 100 WSCH	Total Capacity WSCH
Classroom Space	11,968	63.1	18,967

Laboratories & Laboratory Service Area (Room Use Codes 210, 215, 220, 225, 230, 235, 255)

TOP Code	Net ASF	ASF per 100 WSCH	Capacity WSCH
0400 - Biological Sciences	2,262	235.0	963
0700 - Information Technology	723	171.0	423
0708 - Computer Infrastructure and Support	923	171.0	540
0900 - Engineering & Industrial Technologies	3,456	321.0	1,077
0948 - Automotive Technology	3,024	856.0	353
0956 - Manufacturing and Industrial Technology	3,898	385.0	1,012
0999 - Other Engineering & Related Industrial Technology	1,167	321.0	364
1002 - Art (Painting, Drawing and Sculpture)	1,808	257.0	704
1004 - Music	2,192	257.0	853
1501 - English	616	150.0	411
1900 - Physical Sciences	1,582	257.0	616
1902 - Physics, General	142	257.0	55
3007 - Cosmetology and Barbering	3,754	214.0	1,754
6420 - Disabled Students Programs and Services (DSPS)	490	0.0	0
Summary	Total Net ASF	ASF per 100 WSCH	Total Capacity WSCH
Lab Space	26,037	285.4	9,123

Office & Office Service Areas (Room Use Code 300s)

Summary	Total Net ASF	ASF per FTE	Total Capacity FTE
Office Space	19,328	200.0	97

FUSION

Project Intent & Scope

Planning

Barstow Community College District (910) Barstow College (911)

District Priority & Project: **1 Hydronic Loop and Water Infrastructure**

Project Type: Infrastructure, New

Total Estimated Cost: \$9,788,000

Anticipated Source(s) of Funds: State and Non-State

Type of Construction:

Seismic Retrofit:

If Existing - Age:

If Existing - Condition:

Anticipated Time Schedule

	Land Acquisition	Preliminary Plans	Working Drawings	Construction	Equipment	Occupancy
Year	0	2020	2020	2021	0	2024-25
Estimated Cost	\$0	\$459,000	\$282,000	\$9,047,000	\$0	

Explain why this project is needed:

This project is identified as an A4 to address safety concerns with the colleges infrastructure. The hot and cold-water loop from the central plant that provides the heating and cooling for many of the building on the campus has reached the end of its life and has developed leaks at many of the fittings and joints. In addition, the domestic water system for the campus installed in 1965 using galvanized pipe and fittings has far exceeded its useful life. The quality of the domestic water has deteriorated to the point it is no longer drinkable.

FUSION

Project Intent & Scope

Planning

Barstow Community College District (910) Barstow College (911)

District Priority & Project: **1 Hydronic Loop and Water Infrastructure**

Outline of Project Space - Buildings and Remodelings

	Classroom 100s	Laboratory 210-255	Office 300s	Library 400s	AV/TV 530-535	All Other	Total ASF
Project Primary	0	0	0	0	0	0	0
Project Secondary	0	0	0	0	0	0	0
Project Net ASF	0	0	0	0	0	0	0

Project Net Capacity

Classrooms, Classroom Service (Room Use Code 100s)

Summary	Net ASF	ASF per 100 WSCH	Capacity WSCH
Classroom Space	0	0.0	0

Laboratories & Laboratory Service Area (Room Use Codes 210, 215, 220, 225, 230, 235, 255)

TOP Code	Primary Effect			Secondary Effect		
	Net ASF	ASF per 100 WSCH	Capacity WSCH	Net ASF	ASF per 100 WSCH	Capacity WSCH
-						
Summary	Net ASF			Capacity WSCH		
Lab Space	0			0		

Office & Office Service Areas (Room Use Code 300s)

Summary	Net ASF	ASF per FTE	Capacity FTE
Office Space	0	0.0	0.00

FUSION

Project Intent & Scope

Planning

Barstow Community College District (910)

Barstow College (911)

District Priority & Project: 2 Career Technology Center Modular

Project Type: New

Total Estimated Cost: \$3,195,320

Anticipated Source(s) of Funds: Non-State

Type of Construction:

Seismic Retrofit:

If Existing - Age:

If Existing - Condition:

Anticipated Time Schedule

	Land Acquisition	Preliminary Plans	Working Drawings	Construction	Equipment	Occupancy
Year	0	2019	2021	2021	2021	2022-23
Estimated Cost	\$0	\$45,000	\$30,000	\$2,724,209	\$396,111	

Explain why this project is needed:

The proposed Career Technology Center would meet the number one goal of the Barstow Community College Master Plan by providing space on the college campus for CTE programs. Currently the majority of career technology programs are provided in a leased space several miles from the Barstow campus. The leased space is not adequate for the needs of the program and is not certified DSA instructional space. The college is planning to bring the classroom instruction portion of the CTE program to the main campus at the end of the lease in June 2021??. The program would be housed in portable buildings until a permanent building can be built. Some of the CTE lab programs, i.e. automotive, would have to be suspended until appropriate lab space can be provided on the Barstow campus. The CTE classes include accounting, administration of justice, allied health, automotive, business administration, computer services, early childhood education, cosmetology, electrical technology, industrial maintenance mechanical, management, photography, welding, and workforce development. The CTE program is very important to the Barstow community and to Barstow College. In 2015, the CTE program provided 24% of the college WSCH and offered 35% of college classes. A new DSA certified classroom/lab building on the college campus would provide all Barstow students with access to all student services, a library resource center, a wellness center and physical education programs and would support the college's student success goals.

FUSION

Project Intent & Scope

Planning

Barstow Community College District (910) Barstow College (911)

District Priority & Project: **2 Career Technology Center Modular**

Outline of Project Space - Buildings and Remodelings

	Classroom 100s	Laboratory 210-255	Office 300s	Library 400s	AV/TV 530-535	All Other	Total ASF
Project Primary	0	4,320	1,080	0	0	0	5,400
Project Secondary	0	0	0	0	0	0	0
Project Net ASF	0	4,320	1,080	0	0	0	5,400

Project Net Capacity

Classrooms, Classroom Service (Room Use Code 100s)

Summary	Net ASF	ASF per 100 WSCH	Capacity WSCH
Classroom Space	0	0.0	0

Laboratories & Laboratory Service Area (Room Use Codes 210, 215, 220, 225, 230, 235, 255)

TOP Code	Primary Effect			Secondary Effect		
	Net ASF	ASF per 100 WSCH	Capacity WSCH	Net ASF	ASF per 100 WSCH	Capacity WSCH
-						
Summary	Net ASF			Capacity WSCH		
Lab Space	4,320			1,122		

Office & Office Service Areas (Room Use Code 300s)

Summary	Net ASF	ASF per FTE	Capacity FTE
Office Space	1,080	200.0	5.40

FUSION

Project Intent & Scope

Planning

Barstow Community College District (910) Barstow College (911)

District Priority & Project: **3 Welcome Center**

Project Type: Reconstruction

Total Estimated Cost: \$13,359,373

Anticipated Source(s) of Funds: State and Non-State

Type of Construction:

Seismic Retrofit:

If Existing - Age:

If Existing - Condition:

Anticipated Time Schedule

	Land Acquisition	Preliminary Plans	Working Drawings	Construction	Equipment	Occupancy
Year	0	2025	2025	2026	2027	2027-28
Estimated Cost	\$0	\$516,077	\$386,636	\$12,456,660	\$0	

Explain why this project is needed:

WELCOME CENTER A reconstruction of the existing Learning Resource Center is proposed to shift student services to a front door location. The integration of student and academic support services, including the Library, and the Teaching and Learning Support Center, will create a seamless experience for students, increase access and enhance student success.

FUSION

Project Intent & Scope

Planning

Barstow Community College District (910) Barstow College (911)

District Priority & Project: **3 Welcome Center**

Outline of Project Space - Buildings and Remodelings

	Classroom 100s	Laboratory 210-255	Office 300s	Library 400s	AV/TV 530-535	All Other	Total ASF
Project Primary	0	723	1,504	11,169	673	8,113	22,182
Project Secondary	0	-723	-1,504	-11,169	-673	-8,113	-22,182
Project Net ASF	0	0	0	0	0	0	0

Project Net Capacity

Classrooms, Classroom Service (Room Use Code 100s)

Summary	Net ASF	ASF per 100 WSCH	Capacity WSCH
Classroom Space	0	0.0	0

Laboratories & Laboratory Service Area (Room Use Codes 210, 215, 220, 225, 230, 235, 255)

TOP Code	Primary Effect			Secondary Effect		
	Net ASF	ASF per 100 WSCH	Capacity WSCH	Net ASF	ASF per 100 WSCH	Capacity WSCH
-						

Summary	Net ASF	Capacity WSCH
Lab Space	0	0

Office & Office Service Areas (Room Use Code 300s)

Summary	Net ASF	ASF per FTE	Capacity FTE
Office Space	0	0.0	0.00

FUSION

Project Intent & Scope

Planning

Barstow Community College District (910)
Barstow College (911)

District Priority & Project: **4 Student Resource Center**

Project Type: Site Aquisition

Total Estimated Cost: \$2,777,723

Anticipated Source(s) of Funds: State and Non-State

Type of Construction:

Seismic Retrofit:

If Existing - Age:

If Existing - Condition:

Anticipated Time Schedule

	Land Acquisition	Preliminary Plans	Working Drawings	Construction	Equipment	Occupancy
Year	0	2025	2025	2027	2027	2028-29
Estimated Cost	\$0	\$110,912	\$77,686	\$2,589,124	\$0	

Explain why this project is needed:

STUDENT RESOURCE CENTER The existing Student Success Center will be renovated and serve as an extension to the Welcome Center, providing essential resources to students in a central location. The renovation will preserve the original architectural character and enhance the quad experience

FUSION

Project Intent & Scope

Planning

Barstow Community College District (910) Barstow College (911)

District Priority & Project: 4 Student Resource Center

Outline of Project Space - Buildings and Remodelings

	Classroom 100s	Laboratory 210-255	Office 300s	Library 400s	AV/TV 530-535	All Other	Total ASF
Project Primary	0	490	1,432	2,000	0	1,073	4,995
Project Secondary	0	-490	-1,432	-2,000	0	-1,073	-4,995
Project Net ASF	0	0	0	0	0	0	0

Project Net Capacity

Classrooms, Classroom Service (Room Use Code 100s)

Summary	Net ASF	ASF per 100 WSCH	Capacity WSCH
Classroom Space	0	0.0	0

Laboratories & Laboratory Service Area (Room Use Codes 210, 215, 220, 225, 230, 235, 255)

TOP Code	Primary Effect			Secondary Effect		
	Net ASF	ASF per 100 WSCH	Capacity WSCH	Net ASF	ASF per 100 WSCH	Capacity WSCH
-						
Summary	Net ASF			Capacity WSCH		
Lab Space	0			0		

Office & Office Service Areas (Room Use Code 300s)

Summary	Net ASF	ASF per FTE	Capacity FTE
Office Space	0	0.0	0.00

FUSION

Project Intent & Scope

Planning

Barstow Community College District (910) Barstow College (911)

District Priority & Project: **5 New Classroom building**

Project Type: Reconstruction

Total Estimated Cost: \$13,803,056

Anticipated Source(s) of Funds: State and Non-State

Type of Construction:

Seismic Retrofit:

If Existing - Age:

If Existing - Condition:

Anticipated Time Schedule

	Land Acquisition	Preliminary Plans	Working Drawings	Construction	Equipment	Occupancy
Year	0	2027	2027	2029	2029	2030-31
Estimated Cost	\$0	\$529,328	\$396,809	\$12,809,600	\$67,319	

Explain why this project is needed:

This request will address the aging 12,924 GSf B Classrooms Building (8) and the 12,924 GSF S Classrooms Building (3). Both buildings were constructed in 1965, as part of the original campus. They are now 60 years of age and have not had any major upgrades or renovations; their building support systems are beyond their usable life cycles and major reconstruction, or replacement is needed to address deficiencies and support program needs. Based on early evaluations, this project recommends that the two buildings be replaced with a single building. Further study is needed to confirm that this is the most cost-effective solution. On completion of the project would include a new 14,889 ASF Building will contain 10,000 ASF Lecture space, 600 ASF Laboratory space, 2000 ASF Office space, 250 ASF Library space, 1000 ASF AV/TV space and 1,039 ASF of Other instructional support space.

FUSION

Project Intent & Scope

Planning

Barstow Community College District (910) Barstow College (911)

District Priority & Project: **5 New Classroom building**

Outline of Project Space - Buildings and Remodelings

	Classroom 100s	Laboratory 210-255	Office 300s	Library 400s	AV/TV 530-535	All Other	Total ASF
Project Primary	10,000	600	2,300	250	1,000	739	14,889
Project Secondary	-11,751	-616	-1,913	-269	0	-340	-14,889
Project Net ASF	-1,751	-16	387	-19	1,000	399	0

Project Net Capacity

Classrooms, Classroom Service (Room Use Code 100s)

Summary	Net ASF	ASF per 100 WSCH	Capacity WSCH
Classroom Space	-1,751	63.1	-2,775

Laboratories & Laboratory Service Area (Room Use Codes 210, 215, 220, 225, 230, 235, 255)

TOP Code	Primary Effect			Secondary Effect		
	Net ASF	ASF per 100 WSCH	Capacity WSCH	Net ASF	ASF per 100 WSCH	Capacity WSCH
-						

Summary	Net ASF	Capacity WSCH
Lab Space	-16	-11

Office & Office Service Areas (Room Use Code 300s)

Summary	Net ASF	ASF per FTE	Capacity FTE
Office Space	387	200.0	1.94

FUSION

Project Intent & Scope

Planning

Barstow Community College District (910)
Barstow College (911)

District Priority & Project: **6 Child Development Center**

Project Type: Reconstruction

Total Estimated Cost: \$6,412,824

Anticipated Source(s) of Funds: State and Non-State

Type of Construction:

Seismic Retrofit:

If Existing - Age:

If Existing - Condition:

Anticipated Time Schedule

	Land Acquisition	Preliminary Plans	Working Drawings	Construction	Equipment	Occupancy
Year	0	2029	2030	2031	2032	2032-33
Estimated Cost	\$0	\$246,602	\$179,739	\$5,986,483	\$0	

Explain why this project is needed:

CHILD DEVELOPMENT CEN to be renovated and repurposed to become a newChThe Existing D buildingil DEenterThisity

FUSION

Project Intent & Scope

Planning

Barstow Community College District (910) Barstow College (911)

District Priority & Project: **6 Child Development Center**

Outline of Project Space - Buildings and Remodelings

	Classroom 100s	Laboratory 210-255	Office 300s	Library 400s	AV/TV 530-535	All Other	Total ASF
Project Primary	217	4,921	235	0	0	2,103	7,476
Project Secondary	-217	-4,921	-235	0	0	-2,103	-7,476
Project Net ASF	0	0	0	0	0	0	0

Project Net Capacity

Classrooms, Classroom Service (Room Use Code 100s)

Summary	Net ASF	ASF per 100 WSCH	Capacity WSCH
Classroom Space	0	0.0	0

Laboratories & Laboratory Service Area (Room Use Codes 210, 215, 220, 225, 230, 235, 255)

TOP Code	Primary Effect			Secondary Effect		
	Net ASF	ASF per 100 WSCH	Capacity WSCH	Net ASF	ASF per 100 WSCH	Capacity WSCH
-						
Summary	Net ASF			Capacity WSCH		
Lab Space	0			0		

Office & Office Service Areas (Room Use Code 300s)

Summary	Net ASF	ASF per FTE	Capacity FTE
Office Space	0	0.0	0.00

FUSION

Project Intent & Scope

Planning

Barstow Community College District (910) Barstow College (911)

District Priority & Project: **7 Student Union**

Project Type: Site Aquisition

Total Estimated Cost: \$12,008,224

Anticipated Source(s) of Funds: State and Non-State

Type of Construction:

Seismic Retrofit:

If Existing - Age:

If Existing - Condition:

Anticipated Time Schedule

	Land Acquisition	Preliminary Plans	Working Drawings	Construction	Equipment	Occupancy
Year	0	2029	2029	2031	2033	2033-34
Estimated Cost	\$0	\$0	\$0	\$12,008,224	\$0	

Explain why this project is needed:

STUDENT UNION A new Student Union is proposed to complete the trio of buildings at the campus entry, surrounding the Welcome Plaza. Core functions planned for the new facility include food services, student activities, collaboration areas, the bookstore and Maker Space (relocated from Building D)

FUSION

Project Intent & Scope

Planning

Barstow Community College District (910) Barstow College (911)

District Priority & Project: 7 Student Union

Outline of Project Space - Buildings and Remodelings

	Classroom 100s	Laboratory 210-255	Office 300s	Library 400s	AV/TV 530-535	All Other	Total ASF
Project Primary	217	4,921	5,215	931	0	8,623	19,907
Project Secondary	-217	-4,921	-5,215	-677	0	-8,623	-19,653
Project Net ASF	0	0	0	254	0	0	254

Project Net Capacity

Classrooms, Classroom Service (Room Use Code 100s)

Summary	Net ASF	ASF per 100 WSCH	Capacity WSCH
Classroom Space	0	0.0	0

Laboratories & Laboratory Service Area (Room Use Codes 210, 215, 220, 225, 230, 235, 255)

TOP Code	Primary Effect			Secondary Effect		
	Net ASF	ASF per 100 WSCH	Capacity WSCH	Net ASF	ASF per 100 WSCH	Capacity WSCH
-						









Summary	Net ASF	Capacity WSCH
Lab Space	0	0

Office & Office Service Areas (Room Use Code 300s)

Summary	Net ASF	ASF per FTE	Capacity FTE
Office Space	0	0.0	0.00

Created:	2024-06-19
By:	FCCC - FUSION (fusionhelp@foundationccc.org)
Status:	Signed
Transaction ID:	CBJCHBCAABAHSR9gC7UIC510x4SA1z7IDqeurrNDgj9
Number of Documents:	1
Document page count:	46
Number of supporting files:	0
Supporting files page count:	0

"FiveYearCO -" History

-  Document created by FCCC - FUSION (fusionhelp@foundationccc.org)
2024-06-19 - 7:50:02 PM GMT
-  Document emailed to Deedee Garcia (dgarcia@barstow.edu) for signature
2024-06-19 - 7:50:08 PM GMT
-  Agreement viewed by Deedee Garcia (dgarcia@barstow.edu)
2024-06-19 - 8:55:19 PM GMT
-  Document signing delegated to Eva Bagg (ebagg@barstow.edu) by Deedee Garcia (dgarcia@barstow.edu)
2024-07-02 - 2:07:36 AM GMT
-  Document emailed to Eva Bagg (ebagg@barstow.edu) for signature
2024-07-02 - 2:07:36 AM GMT
-  Agreement viewed by Eva Bagg (ebagg@barstow.edu)
2024-07-02 - 4:24:17 AM GMT
-  Document e-signed by Eva Bagg (ebagg@barstow.edu)
Signature Date: 2024-07-02 - 4:24:51 AM GMT - Time Source: server
-  Agreement completed.
2024-07-02 - 4:24:51 AM GMT