



Fall Newsletter

Barstow Community College
Issue No. 4

Institutional Research
research@barstow.edu

Newsletter Highlights

Spring 2023 Fact Sheet

IR Open House

Accreditation Update

Institution-Set Standards

Program Review Update

Interactive Fact Book

Committee Effectiveness
Results and Feedback

Graduate Experience
Survey

Mental Health Survey

Spring 2023 Fact Sheet



The 2023 Fact Sheet gives a snap shot of various data points overall for the semester.

Information provided includes: student headcount, student type, student location, declared major information, enrollment counts, FTES, units taken, GPA, demographic distribution, retention and success rates.



Upcoming Event

Come ask any data or research related questions or just drop in to say hello, at our next open house.

Mark your calendars! Open houses are held every first Tuesday of the month from 2PM-4PM.

Open House

December 5, 2023
2PM-4PM

[Click here for
Zoom Link](#)





Accreditation

With our ISER due in less than a year, the accreditation steering committee has been busy at work reviewing the new standards and beginning the writing process. Some draft narratives have already been shared with the wider institution for feedback, with more on their way. Please make sure your unique perspective is included!

Institution-Set Standards (2023-24)

	Institution-Set Standard (Floor)	Stretch Goal (Aspirational)
Course Completion Rates	70%	73%
Certificates	80	100
Degrees	440	525
Transfers	165	210
Licensure Examination Pass Rates*	70%	79%
Employment Rates*	60%	73%


**Applicable to CTE Programs*
Approved by Academic Senate: 10.05.2023
Approved by the Institutional Effectiveness Committee: 10.17.2023

Program Review

The Program Review Subcommittee (PRSC) has worked diligently to support all program review authors (both instructional and non-instructional). To date PRSC has given feedback on eight non-instructional updates, five non-instructional full reviews, fifteen instructional updates, and twenty-two instructional full reviews. In addition to the four provided training sessions (two for non-instructional and two for instructional),

eight support sessions were held for a total of 18.5 hours. This committee has been working extremely hard to support this important process that allows all programs and areas to reflect and improve. A special thanks is well-deserved to all the PRSC members, program review submitters, and especially our program review tri-chairs who made all this possible.

Interactive Fact Book



Chapter 1

[Student
Headcount
and Details](#)



Chapter 2

[Retention
and Success](#)



Chapter 3

[Disproportionate
Impact by
Instructional
Method](#)



Chapter 4

[Student
Award Data](#)




Chapter 5

[Athletics](#)



Chapter 6

[Vision for
Success](#)



Chapter 7

[Financial Aid](#)



Committee Effectiveness Results and Feedback



A committee effectiveness survey is administered on a yearly basis in Spring. Members from every shared governance committee are asked to answer questions related to the effectiveness of the committee on which they serve. The results help inform our committees about the strengths and weaknesses of the committee. This in turn allows our committees to participate in thoughtful reflection and come up with a plan for committee improvement in the year to come. This is recorded on a feedback form and shared with the institutional effectiveness committee. The infographic linked above is designed to give you an overarching view of the survey results as well as what informed practices our shared governance committees are planning to participate in for the 2023-24 academic year.



Graduate Experience Survey.



The IR Office created a graduate experience survey in order to improve academic and support services, identify student satisfaction levels, and inform the institution on developing practices that will improve campus culture for students. 68 graduating students who walked in May 2023 participated in the survey. Click the "Graduate Experience Survey" header to view the infographic detailing the results.




Mental Health Baseline Survey

The Mindful Space, in collaboration with the Research Department conducted a mental health survey in October 2023. This survey was used to determine the state of mental health and the unmet needs of housing and food insecurity on the campus of Barstow Community College. There were 76 respondents to the electronic survey that was sent to all students at the college.

[View Full Written Report](#)

[View Summarized Infographic](#)





Message from Lisa, Annie, and Courtney:

We hope everyone
has had a
successful and
productive Fall
semester. Wishing
everyone in our
BCC family a very
happy holiday
season and restful
winter break!



Next Issue:

- Vision for Success Goals-Update
- Institution Mission, Vision, and Values
- Strategic Plan Update
- Program Review Trends Report
- Fall 2023 Enrollment