

CALIFORNIA COMMUNITY COLLEGES
CHANCELLOR'S OFFICE

Quarterly Financial Status Report, CCFS-311Q
CERTIFY QUARTERLY DATA

CHANGE THE PERIOD 

Fiscal Year: 2021-2022

Quarter Ended: (Q2) Dec 31, 2021

District: (910) BARSTOW

Your Quarterly Data is Certified for this quarter.

Chief Business Officer

CBO Name: Deedee Garcia

CBO Phone: 760-252-7673

CBO Signature: 

Date Signed: 02/22/2022

District Contact Person


Name: Deedee Garcia

Title: VP, Administrative Services

Telephone: 760-252-2411

Chief Executive Officer Name: Dr. Eva Bagg

Fax: 760-252-1875

CEO Signature: 

Date Signed: 02/22/2022

E-Mail: ebagg@barstow.edu

Electronic Cert Date: 02/16/2022

California Community Colleges, Chancellor's Office
Fiscal Services Unit
1102 Q Street, Suite 4550
Sacramento, California 95811

Send questions to:
ccfs311admin@cccco.edu

**CALIFORNIA COMMUNITY COLLEGES
CHANCELLOR'S OFFICE**

**Quarterly Financial Status Report, CCFS-311Q
VIEW QUARTERLY DATA**

CHANGE THE PERIOD

Fiscal Year: 2021-2022

Quarter Ended: (Q2) Dec 31, 2021

District: (910) BARSTOW

Line	Description	As of June 30 for the fiscal year specified			
		Actual 2018-19	Actual 2019-20	Actual 2020-21	Projected 2021-22
I. Unrestricted General Fund Revenue, Expenditure and Fund Balance:					
A.	Revenues:				
A.1	Unrestricted General Fund Revenues (Objects 8100, 8600, 8800)	22,687,677	24,519,404	25,447,710	25,535,999
A.2	Other Financing Sources (Object 8900)	17,391	67,026	0	0
A.3	Total Unrestricted Revenue (A.1 + A.2)	22,705,068	24,586,430	25,447,710	25,535,999
B.	Expenditures:				
B.1	Unrestricted General Fund Expenditures (Objects 1000-6000)	19,677,407	21,803,487	19,782,706	22,154,848
B.2	Other Outgo (Objects 7100, 7200, 7300, 7400, 7500, 7600)	4,797,437	1,457,151	1,416,066	4,759,000
B.3	Total Unrestricted Expenditures (B.1 + B.2)	24,474,844	23,260,638	21,198,772	26,913,848
C.	Revenues Over(Under) Expenditures (A.3 - B.3)	-1,769,776	1,325,792	4,248,938	-1,377,849
D.	Fund Balance, Beginning	5,990,137	4,220,361	5,892,650	11,559,785
D.1	Prior Year Adjustments + (-)	0	346,497	1,415,707	0
D.2	Adjusted Fund Balance, Beginning (D + D.1)	5,990,137	4,566,858	7,308,357	11,559,785
E.	Fund Balance, Ending (C. + D.2)	4,220,361	5,892,650	11,557,295	10,181,936
F.1	Percentage of GF Fund Balance to GF Expenditures (E. / B.3)	17.2%	25.3%	54.5%	37.8%

II. Annualized Attendance FTES:

		Actual 2018-19	Actual 2019-20	Actual 2020-21	Projected 2021-22
G.1	Annualized FTES (excluding apprentice and non-resident)	2,551.00	2,556.00	1,874.55	1,961.59

III. Total General Fund Cash Balance (Unrestricted and Restricted)

	Description	As of the specified quarter ended for each fiscal year			
		2018-19	2019-20	2020-21	2021-22
H.1	Cash, excluding borrowed funds		6,880,588	14,593,032	14,562,207
H.2	Cash, borrowed funds only		0	0	0
H.3	Total Cash (H.1+ H.2)	11,668,910	6,880,588	14,593,032	14,562,207

IV. Unrestricted General Fund Revenue, Expenditure and Fund Balance:

Line	Description	Adopted Budget (Col. 1)	Annual Current Budget (Col. 2)	Year-to-Date Actuals (Col. 3)	Percentage (Col. 3/Col. 2)
I. Revenues:					
I.1	Unrestricted General Fund Revenues (Objects 8100, 8600, 8800)	25,535,999	25,535,999	12,595,206	49.3%
I.2	Other Financing Sources (Object 8900)	0	0	0	
I.3	Total Unrestricted Revenue (I.1 + I.2)	25,535,999	25,535,999	12,595,206	49.3%
J. Expenditures:					
J.1	Unrestricted General Fund Expenditures (Objects 1000-6000)	22,154,848	22,154,848	9,336,850	42.1%
J.2	Other Outgo (Objects 7100, 7200, 7300, 7400, 7500, 7600)	4,759,000	4,759,000	0	
J.3	Total Unrestricted Expenditures (J.1 + J.2)	26,913,848	26,913,848	9,336,850	34.7%
K.	Revenues Over(Under) Expenditures (I.3 - J.3)	-1,377,849	-1,377,849	3,258,356	
L.	Adjusted Fund Balance, Beginning	11,559,785	11,559,785	11,559,785	
L.1	Fund Balance, Ending (C. + L.2)	10,181,936	10,181,936	14,818,141	
M	Percentage of GF Fund Balance to GF Expenditures (L.1 / J.3)	37.8%	37.8%		

V. Has the district settled any employee contracts during this quarter?

NO

VI. Did the district have significant events for the quarter (include incurrence of long-term debt, settlement of audit findings or legal suits, significant differences in budgeted revenues or expenditures, borrowing of funds (TRANS), issuance of COPs, etc.)?

NO

If yes, list events and their financial ramifications. (Enter explanation below, include additional pages if needed.)

VII. Does the district have significant fiscal problems that must be addressed?

This year?

NO

Next year?

NO

If yes, what are the problems and what actions will be taken? (Enter explanation below, include additional pages if needed.)











CCFS-311Q (Quarter 2 FY 2021-2022)

Final Audit Report

2022-02-22

Created:	2022-02-16
By:	Terri Walker (twalker@barstow.edu)
Status:	Signed
Transaction ID:	CBJCHBCAABAARGNPZVoGkiRruEJrWUYH39exO2MYnM0T

"CCFS-311Q (Quarter 2 FY 2021-2022)" History

-  Document created by Terri Walker (twalker@barstow.edu)
2022-02-16 - 8:47:46 PM GMT
-  Document emailed to Deedee Garcia (dgarcia@barstow.edu) for signature
2022-02-16 - 8:49:42 PM GMT
-  Document e-signed by Deedee Garcia (dgarcia@barstow.edu)
Signature Date: 2022-02-22 - 10:40:05 PM GMT - Time Source: server
-  Document emailed to Michelle Henderson (mhenderson@barstow.edu) for delegation
2022-02-22 - 10:40:07 PM GMT
-  Email viewed by Michelle Henderson (mhenderson@barstow.edu)
2022-02-22 - 11:00:29 PM GMT
-  Document signing delegated to Eva Bagg (ebagg@barstow.edu) by Michelle Henderson (mhenderson@barstow.edu)
2022-02-22 - 11:01:05 PM GMT
-  Document emailed to Eva Bagg (ebagg@barstow.edu) for signature
2022-02-22 - 11:01:05 PM GMT
-  Email viewed by Eva Bagg (ebagg@barstow.edu)
2022-02-22 - 11:27:22 PM GMT- IP address: 207.233.50.3
-  Document e-signed by Eva Bagg (ebagg@barstow.edu)
Signature Date: 2022-02-22 - 11:28:55 PM GMT - Time Source: server- IP address: 207.233.50.3
-  Agreement completed.
2022-02-22 - 11:28:55 PM GMT